

Time Switches

Models 5T, 15T, 12T and 24T

12 or 24 Hour and 5 or 15 Minute



- **Two Versions Available:**
 1. Hour Switch for Setting Run Time and Shutdown of Equipment
 2. Minute Switch for a Short Interruption of SWICHGAGE® Circuits on Test or Start-up
- Spring Wound, No Electric Power Required
- Precision Movement Can Be Set to Zero at Any Time
- Built-in Stop Prevents Overwinding

Description

Murphy Time Switches can automatically start or stop engines or electrical motors after a pre-determined time. These time switches can be wired for an open or closed circuit when time expires. They require no electrical current to operate and have an SPDT contact arrangement. These switches feature a precision movement that gives years of reliable service. A built-in stop prevents overwinding.

The **12T** (12 hour) and **24T** (24 hour) time switches are enclosed in a NEMA 4 weather-proof enclosure. A hinged, gasketed cover and 1/2 NPT conduit connection allow for a dust-tight installation. The enclosure includes a clasp and eye for padlock to prevent unauthorized operation. Instructions for popular engine applications are secured inside of the lid.

The **5T** (5 minute) and **15T** (15 minute) timers mount directly in control panels for short range timing with manual reset. These switches are perfect for disconnecting shutdown circuits while equipment is being started.

Applications

Murphy Time Switches are designed for use in the oil field, irrigation systems or anywhere equipment must operate or be controlled for a predetermined time. Mounted on a post or in a panel away from vibration and shock, these time switches give accurate, long term service.

Specifications

Range

- 12T: 0-12 hours in 15 minute intervals.
- 24T: 0-24 hours in 30 minute intervals.
- 5T: 0-5 minutes.
- 15T: 0-15 minutes.

Contact (all models): SPDT, rated 5 A @ 480 VAC; 10 A @ 250 VAC; 15 A @ 48 VDC.

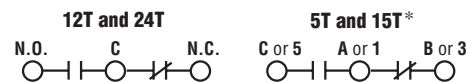
Shipping Weight

- 12T, 24T: 4 lbs. 12 oz. (2.15 kg).
- 5T and 15T: 6 oz. (11.66 g).

Shipping Dimensions

- 12T, 24T: 9-1/4 x 8-1/4 x 5-1/2 in. (235 x 210 x 140 mm).
- 5T and 15T: 3 x 2-3/4 x 2-3/4 in. (76 x 70 x 70 mm).

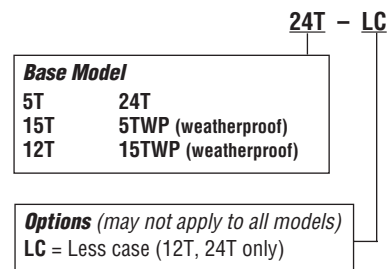
Electrical



*Wire terminals will vary. Models with screw terminals will have alpha letters. Models with 1/4 inch (6 mm) blade terminals will have numbers.

How to Order

To order time switches, specify as follows:

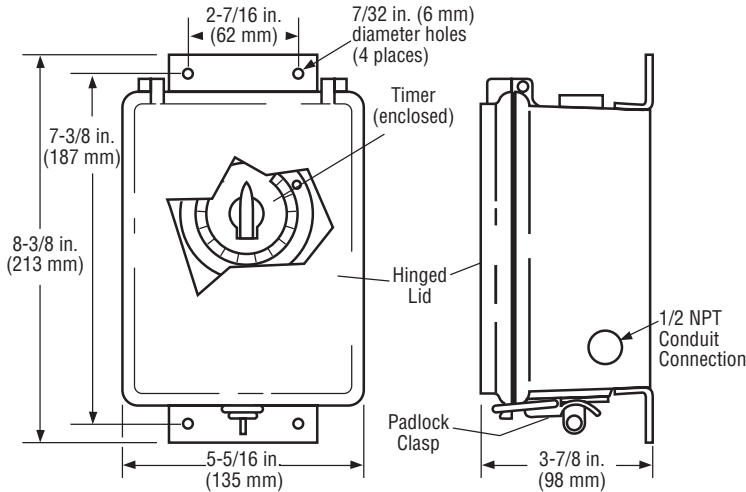


Warranty

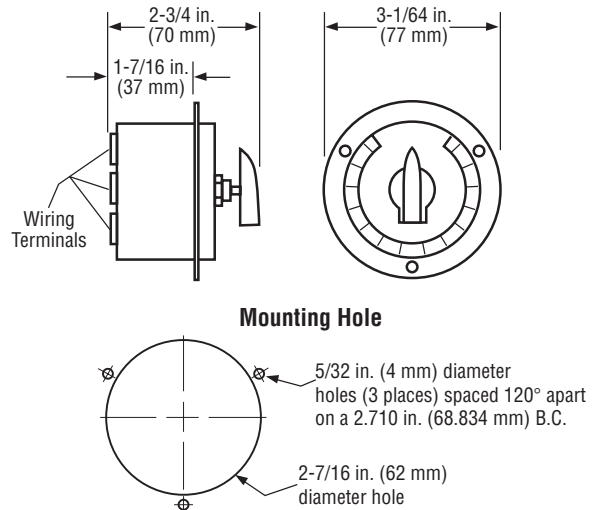
A limited warranty on materials and workmanship is given with this FW Murphy product. A copy of the warranty may be viewed or printed by going to www.fwmurphy.com/support/warranty.htm

Dimensions

12T and 24T 5TWP and 15TWP



5T and 15T



Typical Wiring Diagrams

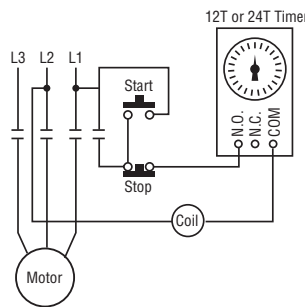


WARNING

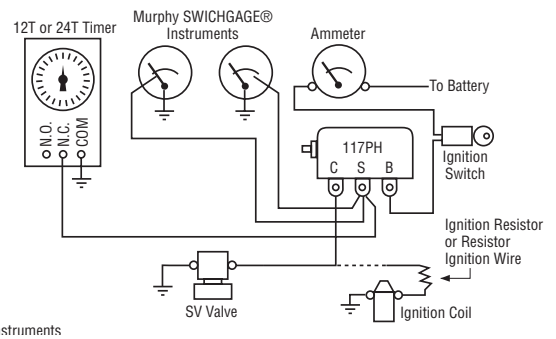
Before beginning installation of this Murphy product:

- ✓ Disconnect all electrical power to the machine.
- ✓ Make sure the machine cannot operate during installation.
- ✓ Follow all safety warnings of the machine manufacturer.
- ✓ Read and follow all installation instructions.

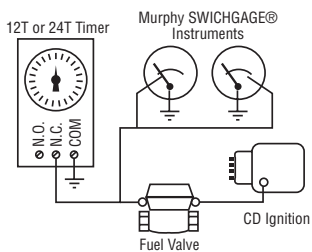
Electric Motor



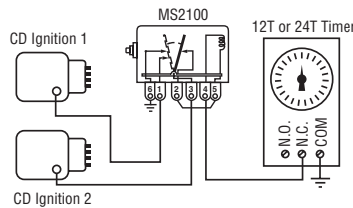
Diesel Engine



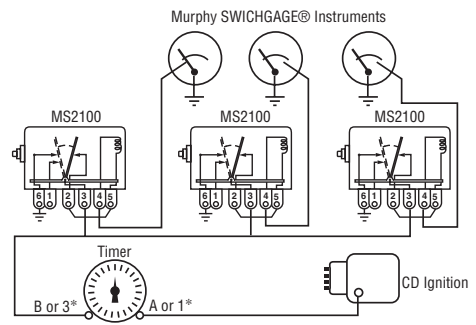
Fuel Valve and CD Ignition



Dual CD Ignition



SWICHGAGE® Circuit Disconnect (5T and 15T)



FW Murphy
 P.O. Box 470248
 Tulsa, Oklahoma 74147 USA
 +1 918 317 4100
 fax +1 918 317 4266
 e-mail sales@fwmurphy.com
 www.fwmurphy.com

CONTROL SYSTEMS & SERVICES DIVISION
 P.O. Box 1819; Rosenberg, Texas 77471; USA
 +1 281 633 4500 fax +1 281 633 4588
 e-mail sales@fwmurphy.com

MURPHY DE MEXICO, S.A. DE C.V.
 Blvd. Antonio Rocha Cordero 300, Fracción del Aguaje
 San Luis Potosí, S.L.P.; México 78384
 +52 444 8206264 fax +52 444 8206336
 Villahermosa Office +52 993 3162117
 e-mail ventas@murphymex.com.mx
 www.murphymex.com.mx

FRANK W. MURPHY, LTD.
 Church Rd.; Laverstock, Salisbury SP1 1QZ; U.K.
 +44 1722 410055 fax +44 1722 410088
 e-mail sales@fwmurphy.co.uk
 www.fwmurphy.co.uk

MURPHY SWITCH OF CALIFORNIA
 41343 12th Street West
 Palmdale, California 93551-1442; USA
 +1 661 272 4700 fax +1 661 947 7570
 e-mail sales@murphyswitch.com
 www.murphyswitch.com

MACQUARRIE CORPORATION
 1620 Hume Highway
 Campbellfield, Vic 3061; Australia
 +61 3 9358 5555 fax +61 3 9358 5558
 e-mail murphy@macquarrie.com.au

